

NOVEMBER 2023

REVISTA ACADEMIA

Newsletter of Gandhi Medical College

VOLUME 1 : ISSUE 1: NOVEMBER 2023

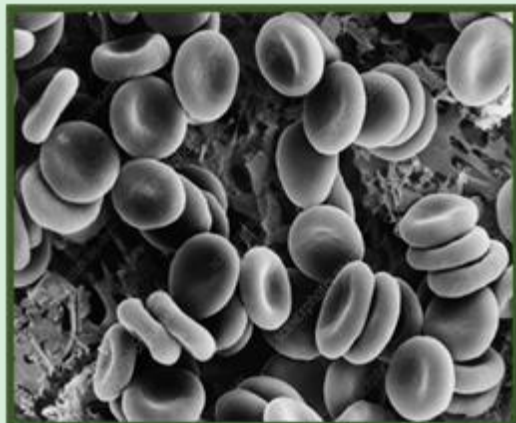


**THE DEAD DO
TELL TRUE
TALES**

**CURBING THE
MENACE OF
RAGGING**



**WHEN
NOTHING
GOES RIGHT
GO LEFT**



EDITORIAL COMMITTEE

CHIEF EDITOR - DR. G BHUVANESHWARI

SUB EDITOR – DR JONNALA SINDHU

EDITORIAL TEAM

DR N KRISHNA MOHAN

DR SMITHA DEVI BOGA

DR V SANTHI SREE

DR R K AKHIL KUMAR

DR SHYAMALA SRUJANA

DR ABHINAV MISHRA

DR A ARCHANA

DR CH SRI SAI HARSHA

DR POOSA AMULYA

DR SULAIMAN MOHAMMAD MOHESEEN YUSUFF

M UTTHAM ROY

TECHNICAL SUPPORT:

SUMAN SINGH,

A. SWAPNA

Published by

Gandhi Medical College and Hospital, Telangana State.

MESSAGE FROM THE EDITOR

Dear Readers,

We are introducing our in-house newsletter, a first of its kind. Development in medical technologies is a continuous process with new inventions in every faculty of medicine. These latest therapies are much simpler and more effective, with a primary focus on patient safety, especially in cases of co-morbidities.

Gandhi Medical College, one of the premier institutions in India with an attached multidisciplinary centre of excellence, has consistently met the expectations of its patients. This newsletter will provide updates on the ever-evolving medical field, including recent medical advancements, to help readers expand their knowledge.

In addition to regular updates on the latest developments, you can expect articles from both undergraduate and postgraduate students, as well as contributions from our esteemed faculty, and alumni. These articles aim not only to enhance the readers' knowledge but also to provide practical insights for practitioners.

On behalf of the editorial team, I invite each one of you to actively participate, contribute and share your knowledge and insights to ignite the minds of our budding Medical Students.

Regards,



Dr. G BHUVANESHWARI

Chief Editor, News Letter

Professor & Head of Pharmacology

MESSAGE FROM THE PRINCIPAL



Greetings! I'm thrilled to announce the launch of our new newsletter. This momentous occasion marks a significant milestone in our Institution's journey. This newsletter will be a platform where we can share a wide range of content, including interesting cases, faculty opinions, upcoming events, medical updates and fun facts that bring a smile to our faces, and the remarkable achievements of our various departments. It's a way for us to celebrate our collective successes and showcase the incredible work being done by our students, faculty, and staff. I encourage each and every one of you to contribute and be a part of this exciting initiative. I'm incredibly excited about this new venture and I can't wait to see all the amazing contributions from each and every one of you. Together, let's make this newsletter a resounding success! Stay motivated, stay passionate, and keep making a difference in the World of Medicine.

DR K RAMESH REDDY

**Principal
Gandhi Medical College**

MESSAGE FROM THE SUPERINTENDENT



I am glad to pen an appreciation of the commendable efforts put forth by the team for its grand beginning. The first edition of our newsletter is a platform designed to bring our community together, share important updates, and celebrate the achievements and contributions of each and every one of you.

This Newsletter is designed to present the events that have gone by in the past few months, the magazine also showcases the talents of our faculty members and students. It is a platform that provides exposure and freedom to express your views.

It is a symbol of our commitment to excellence in healthcare, continuous learning, and collaboration. The efforts taken to bring about innovative content is appreciable.

I invite you to contribute, engage, and make this a platform that truly represents the spirit of our shared endeavours.

DR M RAJA RAO

**Superintendent
Gandhi Hospital**



DR N KRISHNA MOHAN
Vice Principal
(Academic)
Gandhi Medical College

Our college is launching a newsletter that will showcase the incredible events and achievements of different departments. It's a fantastic opportunity for everyone to stay connected and informed about all the amazing things happening at our college.

This newsletter will reflect the vibrant spirit of our college and highlights the hard work and dedication of our students and faculty. Whether it's a research breakthrough, a successful community outreach program, or a special event, we want to celebrate it all! Let's make this newsletter a true reflection of our college's excellence and unity!



DR N. RAVINDER KUMAR
Vice Principal
(Administration)
Gandhi Medical College

It gives me immense pleasure and a feeling of accomplishment to announce the newsletter of our esteemed institute. The articles contributed for the Newsletter will showcase the intellectual insights of the faculty and students of our college and it will also enlighten us with the important milestones that are achieved.

We are fortunate to have a team of committed members and I, congratulate everyone involved in bringing out this Newsletter.



Dr A Shoban Babu,
MBBS, MS
Deputy Medical Superintendent
Gandhi Hospital

I am delighted to extend my heartfelt congratulations to the entire team for the launch of our college very own newsletter. It is a remarkable initiative designed to serve as a platform for sharing knowledge, experiences, and updates from the heart of our medical institution. It will not only serve as a repository of unique medical cases but also as a medium for conveying important announcements and upcoming events. I invite each one of you to actively participate, contribute, and make this newsletter a reflection of our collective achievements and aspirations.

CONTENTS

Curbing The Menace Of Ragging
08-09

The Dead Do Tell True Tales
10-11

An Airway Challenge For Anaesthetist
12-13

When Nothing Goes Right, Go Left
14-15

Infertility
16

Departmental Achievements
17-32

Awareness Programmes
33-34

Co-Curricular & Extra Curricular
Achievements
35-38

Anti-Ragging Committee
39

Anti-Drug Committee
40

Internal Complains Committee
40

CURBING THE MENACE OF RAGGING

Ragging, a deeply entrenched tradition in many educational institutions, continues to cast a dark shadow on the lives of countless students. Often perceived as harmless fun or a rite of passage, ragging has evolved into a menace that undermines the very purpose of educational institutions, fostering a culture of fear, humiliation, and even physical harm. Ragging can take various forms, ranging from seemingly harmless pranks and verbal abuse to more severe physical and psychological harassment

The effects of ragging can be both immediate and long-term, impacting various aspects of a student's life, ranging from fear, humiliation, and constant stress associated with ragging can lead to anxiety, depression, post-traumatic stress disorder (PTSD), and other mental health issues. Ragging can erode a student's self-esteem, and lead to academic underperformance, withdraw from social interactions. Sometimes escalate to escalate to physical violence, severe emotional distress, Suicidal Tendencies, drop outs. The Victims of ragging may develop trust issues, making it difficult for them to build trust in relationships, whether in an academic or personal context. victims carry the emotional scars and trauma into their adulthood, impacting their overall well-being and life choices.

Ragging in medical colleges can have unique implications and consequences due to the nature of the profession and the high-stress environment in which medical students operate. Medical students already face an immense academic and clinical workload. Ragging can add an extra layer of physical and mental stress, which can negatively impact their ability to study and perform well. Medical professionals need to be emotionally stable and compassionate, and ragging can compromise these essential qualities. If the trauma from ragging goes unaddressed, it can lead to long-term psychological issues that might affect a physician's decision-making abilities and patient safety in the future. Ragging can undermine the development of professionalism, ethics, and empathy in medical students. It can lead to a culture of bullying and insensitivity, which is detrimental to the medical profession.

To combat ragging in medical colleges The National Medical Commission (NMC) has framed new regulations, outlining clear consequences for those involved in ragging. If an institution fails to curb ragging incidents, NMC can take actions including derecognition of the institution, reduction of admission capacity or any exemplary punishment.

To address the issue of ragging the institutes need to Implement mentorship programs to provide guidance and support in a constructive manner. The freshers will be allotted faculty members as "mentors" who will handhold them. Conduct orientation programs and awareness campaigns that emphasize the negative consequences of ragging and encourage students to report incidents without fear. Faculty and administration should actively support and enforce anti-ragging policies and be

approachable for students who need assistance. Confidential counselling services for students who have been victims of ragging to help them cope with the psychological trauma

Parents often play a crucial role in the lives of students, and the consequences of ragging extend beyond the educational institutions to the families of those affected. Parents involvement is vital in shaping the attitudes and behaviours of students, fostering empathy, and instilling a sense of responsibility. There are several ways in which parents can contribute to the prevention of ragging by fostering open and honest communication discussing both positive and negative aspects of their academic and social life, Emphasize the importance of treating peers with respect and kindness, Talk about the negative consequences of ragging. By actively involved in your child's academic progress. Regularly check in on their performance, both academically and socially, to identify any signs of distress or challenges they may be facing.

The menace of ragging poses a significant challenge to the educational system, undermining the pursuit of knowledge and personal growth. It is imperative for the educational institutions and society as a whole to recognize the gravity of this issue and work collectively to eradicate this practice. Addressing the issue of ragging requires a collective effort from educational institutions, authorities, students, and parents It is crucial for us to create a safe and supportive environment for students to ensure that they can focus on their studies, develop into compassionate healthcare providers, and ultimately serve society with empathy and excellence.



Dr. M. Rama Devi , MBBS,MD ,
Professor & HoD , Physiology,
Students General Adviser

THE DEAD DO TELL TRUE TALES

Yes, it's true Dead do tell true tales about the heinous sexual crimes prevailing in the society and the need of raising the awareness about prevention of sexual abuse and heinous crime against vulnerable children irrespective of male and female gender in the society. Let my country awake.

Forensic Medicine is a challenging branch in aiding the investigating agencies and judiciary system of the country in implementing punishments for the accused with scientific evidence and meticulous autopsy procedures and in maintaining chain of custody of the biological samples collected during autopsy.

A male boy aged 3 years was brought to mortuary for autopsy by police with a brief history of 3 episodes of diarrhoea at school who was declared brought dead by Gandhi Hospital Doctors and was registered as Medico-Legal Case (MLC) following the Medico-Legal protocols.

History of the case (as per inquest report): The parents of the boy are from below poverty line, daily wage labourers. The boy had 3 episodes of stools at Anganwadi centre, the parents at work requested the male neighbour to pick up the boy from school. The male neighbour on request of parents, picks up the boy from school and reaches home. After 15 minutes, the parents receives call from the male neighbour that the boy fell unconscious and unresponsive.

The parents reach home, shifts boy to Gandhi Hospital for treatment, unfortunately the boy was declared brought dead. There was no suspicion for both parents about any foul play. Medico-legal case was registered only because, the boy was Brought Dead to hospital. The Police concluded it might be a Natural Disease/Dehydration after preliminary investigation and to further conclude exact cause of death approached Gandhi Forensic Medicine Department to confirm the natural cause of death.

On meticulous autopsy and examination there were multiple external and internal blunt injuries in head, chest and abdomen cavity including linear fracture of skull bone, fresh in nature.

The examination of the orifice revealed an abnormally lax anal opening for a boy of age 3 years with a forensic eye. The anal swabs were collected for semen analysis and DNA fingerprinting with a suspicion of sexual abuse and homicide.

Forensic autopsy revealed the internal injuries were homicidal in nature. Analysis of the anal swabs preserved detected semen – spermatozoa confirming the sexual assault. The identity of the accused was revealed by DNA Fingerprinting of semen.

The crime was homicide with sexual assault of a male child. The accused was identified as the male neighbour who picked up the boy from school and had been sexually assaulting the child for 6 months, as revealed by the elder brother of the deceased to police during the investigation. Justice was served to the victim boy through a meticulous autopsy and scientific evidence provided by the Forensic Professor, Dr. G Lavanya Kowsil. The biological sample preserved during the autopsy played a key role in identifying the crime, criminal and the silent prolonged sexual abuse of the vulnerable Male Child.

A death mimicked as Natural was confirmed to be Homicide/Murder with Sexual Assault. Judgement was passed with life imprisonment to the accused with fine. A case suggesting even male children are vulnerable to sexual abuse.

Had we taken the Police Inquest & cause of death as due to a Natural Disease / Dehydration on its face value, the Case would have been closed as a Natural Death and Injustice would have been meted to the innocent Child, the family and the Society at large. A death mimicked as Natural was Confirmed to be Homicidal / Murder with Sexual Assault in a male child based on meticulous Postmortem Examination.

Though the details vary, the story is much the same with every small victim. We must wake up as a society to the reality of those who prey upon our most vulnerable. For the sake of our children, we must open our eyes, talk openly about abuse, and protect the innocent. The dead have so much to tell us, if we just listen.

“DEAD DO TELL TRUE TALES. LET MY COUNTRY AWAKE.”



**Dr. Thakur Krupal Singh, Prof & HOD,
Dr. Lavanya Kowsil, Professor**

AN AIRWAY CHALLENGE FOR ANESTHETIST

The use of video laryngoscopy continues to play a larger role in the approach to patients with airway pathology. Looking specifically at patients with potential difficulty in ventilation and intubation due to thyroid goitre, video laryngoscopy may provide a faster and easier technique to secure the airway compared to direct laryngoscopy.

In the case we present to you, a 70-year-old male with a large multinodular goiter of 13x12.7x9.5 cm with h/o difficulty in swallowing 1 year & h/o change in voice 8 months posted for total thyroidectomy whose airway which is anticipated to be difficult was intubated using video laryngoscope.



CASE REPORT:

Patient was assessed & his Pre operative vitals were BP 130/80 mmHg PR89/min SPO2 98% on room air.

CBP, RFT, LFT, Serum Electrolytes were within normal limits, USG Neck shows TIRADS IV Lesion, Lateral neck X Ray shows enlarged pre tracheal & Prevertebral shadow, VLS shows lateral pharyngeal wall pushed to left & Trachea was deviated to left. 2D Echo shows concentric LVH with EF 60% & grade 1 DDF.

After explaining the anesthetic procedure & obtaining consent from patient & his attenders, patient was shifted to OT. 16G & 18G IV cannula were secured in right & left hand respectively & standard ASA monitors were connected. General endotracheal anesthesia was planned using video laryngoscope.

Preoxygenation with 100% Oxygen for 3 mins, Premedication with Glycopyrrolate 0.2mg iv, Fentanyl 100mcg iv, Induction with propofol 100mg iv & Sevoflurane 4-6%. After giving Succinylcholine 100mg under video laryngoscopy guidance with the help of bougie 8.0mm & 7.5 mm was unable to pass through the cords. 6.5mm internal diameter endotracheal tube was passed through vocal cord & B/L Air entry confirmed & fixed at 22cm. Vecuronium Loading dose 6mg iv given. Maintenance with N2O:O2 3:2 & Sevoflurane 1-2 Vol%, Vecuronium 1mg every 30 mins. Intraop 1500ml RL, 1000 ml NS, 2 Packed red blood cells transfusion was done. Blood loss was around 1200ml.

Intraop fall in BP was noted, Noradrenaline & Dopamine support started, BP improved & Dopamine & Nor Adrenaline was weaned off. At the end of surgery under DLV 6.5 mm endotracheal tube exchanged with 8.0mm armoured endotracheal tube & patient was shifted to ICU over Bains circuit.

DISCUSSION:

The use of video laryngoscopy in patients presenting with airway pathology including, but not limited to a goitre should be carefully considered as a first line tool over direct laryngoscopy. This patient population benefits from thorough pre- operative evaluation, as there are a number of risk factors specific to patients with goitres that predict difficult intubation and ventilation due to upper airway obstruction. It is in the best interest of the patient for the anaesthesiologist to intubate quickly to avoid prolonged obstruction, minimize trauma and avoidance of difficult to intubate circumstances.

CONCLUSION:

The anaesthesiologist has many techniques to choose from when confronted with goitre. In comparison to direct laryngoscopy, video laryngoscopy has shown a benefit in terms of ease of use, time to intubate, first attempt success, lower Cormack-Lehane scores, and lower IDS both in patients undergoing thyroidectomy and patients with difficult intubation risk factors. Its use should be considered as a first line tool to intubate these patients.

Dr. H.L.Baby Rani , Prof & HOD,
Dr. Kota Raju, Associate Prof,
Dr. Ajith Kumar R, Junior Resident,



WHEN NOTHING GOES RIGHT, GO LEFT

A 13-year-old girl had been feeling unusually fatigued and her skin took a pale, yellowish hue. Concerned, she visited her family doctor, who ordered a series of blood tests, including a complete blood count (CBC) and two blood transfusions.

Life had its own twists; she was about to face a medical challenge which she had never anticipated. A week later, her condition worsened and she came to the department of medicine with generalised weakness. Examination revealed marked pallor, jaundice, hepatomegaly (6 cm from costal margin) and moderate splenomegaly (up to umbilicus). Blood tests were ordered and the results were alarming.

Her CBP revealed a significant drop in her red blood cell count, and her haemoglobin levels were critically low (2.9 gm/dl), with MCV: 132 fl, MCH: 116 pg, MCHC: 87.9 g/dl, normal total leucocyte counts and platelets. Peripheral smear showed marked RBC agglutination with microcytes, tear drop cells, 8 nucleated RBCs per 100 WBC and no hemiparasites. Liver function tests revealed a total bilirubin: 7.24 mg/dl and indirect bilirubin: 5.64 mg/dl.

As her condition worsened, a severe case of anaemia was suspected and it was decided that blood transfusions were necessary to address her severe anaemia. However, this was not a straightforward process. Her blood type was tricky. Blood grouping revealed an AB+ blood group by **FORWARD GROUPING TECHNIQUE**, and cross matching yielded many samples unfit for transfusion. Her family and friends rallied around her, offering unwavering support and encouragement during this challenging time. They understood the gravity of her condition and the critical importance of finding compatible blood for her transfusion.

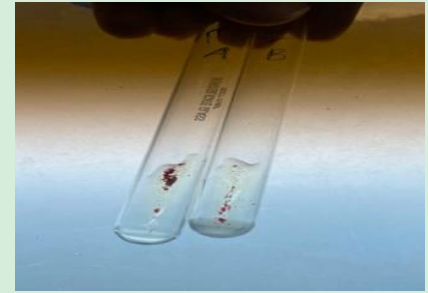
Gandhi hospital's blood bank worked diligently to find a suitable match for her, but it was a painstaking process. They had to perform extensive tests to ensure that the transfused blood wouldn't be immediately destroyed. Day after day, her condition deteriorated as she anxiously waited for the lifesaving blood that seemed so elusive.

As the saying goes "**WHEN NOTHING GOES RIGHT, GO LEFT**", the department of pathology was consulted in this context and now Blood grouping was done by **REVERSE TECHNIQUE** which resulted as O+. In view of blood group discrepancy, a repeat blood grouping at room temperature showed AB+, after warm elution, it showed as O+ group.

Immediately further tests were scheduled to determine the cause. Her blood was drawn for a Coombs test, and Direct & Indirect Coombs test was positive (4+), a diagnostic tool used to detect autoimmune haemolytic anaemia (AIHA). Further DAT screening revealed Ig G POSITIVE (4+), Ig M POSITIVE(3+), C3d POSITIVE(3+). A diagnosis of mixed autoimmune haemolytic anaemia was made, a rare condition where the immune system mistakenly identifies its red blood cells as foreign invaders and attacks them. Her own body was destroying her precious red blood cells at both warm and cold temperatures leading to anaemia.



Agglutinated blood sample-RBCs are already coated by antibodies so forward grouping which detects antigens on RBCs is not reliable.



Reverse grouping- which detects Anti A and Anti B antibodies in the serum is positive, indicating the patient's blood group is O+.

She was started on oral Prednisolone 40 mg and after two days blood transfusion was done, the transfusion went smoothly, and the new blood provided her body with the strength it desperately needed. Over time, her condition improved. With the steroid treatment her immune system was gradually brought under control, and her red blood cells started to recover. Follow-up after 2 weeks of steroid therapy showed improvement in patient's general condition and blood parameters. Haemoglobin: 9.6, Total bilirubin: 1.8, Direct bilirubin: 0.4.

Haemolytic anemias are suspected when jaundice, anaemia and splenomegaly are present. Inherited causes of haemolytic anemia must be ruled out in all cases. Acquired haemolytic anaemias are also due to an array of causes like drugs, infections, autoimmunity and allo immunity. Severe anemia warrants an immediate blood transfusion, hence discrepancy in blood grouping and unavailability of blood due to cross-matching creates problems in immediate patient care. In this scenario, artificial blood can be a great alternative and should be researched on extensively.

If there is a suspicion of autoimmune haemolytic anaemia, Direct coomb's test positivity indicates an autoimmune cause, whereas Indirect coomb's test suggests alloimmunity like a mismatched blood transfusion. Both direct and indirect coomb's test positivity in this patient indicate there is autoimmune haemolysis as well as antibodies against foreign RBCs, probably due to previous blood transfusions. DAT screening helped clinch the diagnosis. Warm antibody haemolytic anaemias respond to steroids, whereas cold haemolytic anaemias are known to be refractory to steroids and need the use of Rituximab. The patient responded to steroids indicating that steroids might be beneficial in a mixed haemolytic anaemia picture.

The above story emphasizes the importance of meticulous examination, reasonable analysis and the invaluable role of healthcare professionals in saving lives and restoring hope even in the face of complex and rare medical conditions.



Dr. B. THRILOK CHANDER, Professor
Dr. Vaishnavi Sivalenka, Junior Resident

INFERTILITY

Infertility affects 48.5 million couples and has an impact on their families and communities. The estimates as per WHO suggests that approximately one in every six people of reproductive age worldwide experience infertility in their lifetime.

Infertility may be caused by a number of different factors, in either the male or female reproductive systems. It has significant negative social impacts on the lives of infertile couples and particularly women, who frequently experience violence, divorce, social stigma, emotional stress, depression, anxiety and low self-esteem.

The infertility can effectively be addressed by mitigating the need for costly and poorly accessible treatments to safe and effective fertility care. While assisted reproduction technologies (ART) have been available for more than three decades, with more than 5 million children born worldwide from ART interventions such as in vitro fertilization (IVF), these technologies are still largely unavailable, inaccessible and unaffordable in many parts of the world.

India is actively involved in research and innovation in the field of reproductive medicine, with many fertility clinics engaged in ongoing studies and advancements in ART procedures

To address the infertility in our state, the IVF Center Gandhi Hospital, Secunderabad has been established to provide accessible, and quality treatment with the commendable efforts of Director of Medical Education Dr. K. Ramesh Reddy, This is the first-of-its kind set-up in the country, an In-Vitro Fertility (IVF) center in the government sector with trained staff and the necessary infrastructure providing zero cost treatment.










The Center is established in 5324 sq yds with a world class IVF equipment and treatment of highly committed doctors. In order of increase the precision and results Artificial Intelligence has been merged into the IVF lab Facility egg quality, sperm quality and Embryo quality can be monitored.

This facility with a below poverty line patients as a targeted beneficiaries provides comprehensive and holistic approach with strongly committed team is a ray of hope for people of Telangana and neighbourhood states.



DR V JANAKI, Prof OBGY
Director, IVF Center,
Gandhi Hospital

DEPARTMENTAL ACHIEVEMENTS

<p>Anatomy</p>	<ul style="list-style-type: none"> • Dr. V. Sailaja, Assistant Professor of Anatomy, Gandhi medical college. Got first prize, in Poster presentation in Advanced course in medical education @ Belagavi, Karnataka. 
<p>Physiology</p>	<ul style="list-style-type: none"> • Dr. Veena (PG 2020-2023 Batch) Distinction  <ul style="list-style-type: none"> • Yoga Lab inaugurated on 21st June 2023 • Foundation Course: MBBS 1st year Students (2023-24 Batch) was conducted between 1st Sept to 15th Sept 2023   <ul style="list-style-type: none"> • White coat ceremony of MBBS 2023-24 Batch: 21st September 2023   <ul style="list-style-type: none"> • Elections of Class representative, Ladies representative and Gents representative of MBBS 2023-24 Batch was conducted on 15th September 2023.   

<p>Biochemistry</p>	<ul style="list-style-type: none"> • Dr.V.Jyotsna, Assistant Professor got shortlisted for attending Hand- on- Training on “Basic Techniques in Genetics & Molecular biology” at CCMB & successfully completed from 30th Jan to 11th Feb 2023 • Dr.Vineela Rani Chowdary, Assistant Professor had participated in METCON 2023, organized by Bhaskara Medical College, Moinabad on 7th & 8th Jan 2023 and won 2nd prize in Best Oral paper category- “Case-based learning as an effective teaching learning method for Clinical Biochemistry Post Graduates” <div data-bbox="555 600 1043 878" data-label="Image"> </div> <ul style="list-style-type: none"> • Dr.Sayema, Final yr Post graduate, is the University Topper of 2023
<p>Microbiology</p>	<ul style="list-style-type: none"> • SRL (HIV) lab is top performer in EQAS in Telengana • NABL accreditation for serology , viral load HIV and ICTC • Poster competition on Hepatitis was conducted for PGs and winners were awarded by DME sir on Independence day. <div data-bbox="555 1290 887 1487" data-label="Image"> </div> <ul style="list-style-type: none"> • Quiz competition was conducted for Undergraduates on occasion of Hepatitis day.
<p>Pathology</p>	<ul style="list-style-type: none"> • Dr. Bhanu Prasanna Final year PG awarded gold medal for best paper presentation in TSIAPM conducted in month of September at Mamatha medical college ,Khammam. • Dr. Neelima Asst Prof presented one interesting rare case at TSIAPM Khammam

Pharmacology

- Department released the first issue of the first volume of the newsletter "**VIGILO-FRONTIER**" in January 2023
- Dr. Sandhya Rani - Secured **SECOND PRIZE** for the Poster titled "A study to assess the knowledge, attitude, practice of Materiovigilance among Healthcare Professionals." in 5th Andhra Pradesh Pharmacologists Society National Conference - APPSCON 2023 organised by Dr. Pinnamaneni Siddhartha Institute of Medical Sciences & Research Foundation.
- Dr. B Lakshmi Mamatha Bai - "Evaluating dietary interventions in Polypharmacy induced Constipation" Secured **FIRST PRIZE** Poster Presentations Virtual CME "PHARMAQUEST" organised by Vydehi Institute of Medical Sciences, Bengaluru.
- 3rd National Pharmacovigilance Week was conducted by the ADR Monitoring Centre, Gandhi Hospital, Secunderabad from 17/09/2023 to 23/09/2023. All Faculty members and PGs of the Department of Pharmacology actively participated in the event and conducted various activities in order to raise the awareness about ADRs and their reporting.



- High-school students were educated on the importance of Pharmacovigilance as a part of the outreach programme.
- Key Achievement - Introduction of PvPI toll-free number and email address of the ADR Monitoring Centre on the OP Registration slips & IP Case Sheets of Gandhi Hospital. This initiative stands as a noteworthy milestone in enhancing awareness and facilitating ADR reporting processes.

Forensic Medicine


- Department of Forensic Medicine & Toxicology has taken the Nobel task of prevention of Blindness, by facilitating Cornea retrieval in collaboration with L.V Prasad Eye Insitute, Hyderabad. Annually around 1000 to 1200 Corneas are retrieved.



- Facilitated Cadaveric workshops for Orthopaedic Department, ENT Department and Neurosurgery departments in Department of Forensic Medicine and Toxicology
- Training for Judicial Officers of State of Telangana and IPS Probation Officers from National Police Academy in 2023
- Training BNYS, Forensic Science students from various Government Medical Colleges in Medico Legal work has been conducted.
- Dr. T. KRUPAL SINGH, Professor & HOD, Appointed as member, Board of studies, IInd MBBS, by KNRUHS, Telangana and also Appointed as member secretary by the DME, to amend the Telangana Pathology and Anatomy Act, 2022, which eased the procurement of cadavers for Academic purposes for the Medical Students in Government Medical Colleges in the state of Telangana
- Dr. T. KRUPAL SINGH delivered Guest Lecture on 30th September 2023, on the Topic “Medico Legal Importance of preservation of Viscera” at regional conference at Surabhi Institute of Medical Sciences, Siddipet



- Dr Lavanya Kowsil, Professor, Chaired a session at a conference in SHIMLA
- Dr B Vasanth Naik, Associate Professor Appreciation from GLAFIMS Online International Conference on Paper presentation on topic LISSENCEPHALY.
- Dr. S. Suraj, Assistant Professor, Delivered guest lecture for Directly recruited SIs and Conversion SIs at Telangana State Police Academy.
- Dr.N. Laxmikanth Reddy, Assistant Professor, Conducted autopsy under Jeevandhan Cadaver Organ Transplantation Programme in which retrieval of Liver, Kidneys, Cornea are harvested for organ transplantation to recipients for the first time at Gandhi Hospital.

	<ul style="list-style-type: none"> • Dr T Nagendra Babu, Presented a paper on topic “Case of Homicide Disguised as Natural Death” in National Conference of Indian Academy of Forensic Medicine, Sri Guru Ram Das University of Health Sciences in Amritsar, February – 2023 and awarded 3rd Prize. • Dr. P Sagarika, Post Graduate Presented a poster on topic “CASE OF LISSENCEPHALY” at GLAFIMS Association India International SCME-2023 & Forumlex Association, Italy • Dr. G Vinay, Post Graduate received awards and medals in various categories of sports- badminton, chess, table tennis in Annual Fest, Gandhi Medical College
Respiratory Medicine	<ul style="list-style-type: none"> • CME on Recent updates in National Tuberculosis Elimination Programme was conducted on January 10th 2023, with guest lecture by State TB Office Dr Sumalatha and WHO TB Officer Dr Sneha Shukla. • Core committee meeting conducted for sensitization of Gandhi faculty regarding the NTEP. • Dr M G Krishna Murthy – Professor and HOD Gave a talk on Programmatic management of drug sensitive tuberculosis at TSTCCON, held in Karimnagar, Feb 2023.  <ul style="list-style-type: none"> • Chaired a session in CME Upshots of Critical Care , held at Ozone Hospital on September 2023. • Chaired a session in 15thSouth zone PG meet at AIG Hospital, Hyderabad.
Community Medicine	<ul style="list-style-type: none"> • Award winning presentation by postgraduate – Dr. Aisha Nishat & Dr. Moina Afreen under the guidance of Dr. D. Sridhar • 1st prize in Public Health Video Competition held during the CME-“Updates on public health” organized by Apollo Medical College



- 3rd prize in Quiz Competition held during the CME-“Updates on public health” organized by Apollo Medical College
- 1st prize in Short film competition conducted at IMH on behalf of World Mental Health Day Program



- 1st prize in PG Quiz Competition at 3rd IAPSMCON Oct 2023, Telangana
- Best performance award at IPHACON 2022

General Surgery

- A Team of surgeons lead by DR.SADGUNA CHARY have done laparoscopic splenectomy for two rare thalassemia cases
- DR. SIVA SWAROOP has achieved BEST PAPER award at IAPS Telangana conference 2023 for “Out of the box presentation of paediatric small bowel intussusception”.



- DR.NISA SARWATH (PG-3) has achieved 2ND Prize for paper presentation at IAPS Telangana conference 2023 for “surgical conundrum in Down’s syndrome Neonate-Renal hilar teratoma”.





- DR.SAI SREE(PG-3) was selected among all south zone division participants for presenting a case of Peripheral vascular disease at Regional Refresher course 2023 held at Chhattisgarh



- DR.GANESH KUMAR (PG-3) was selected among all south zone division participants for presenting a case of Right iliac fossa mass at Regional Refresher course 2023 held at Chhattisgarh
- A team of 4 Final year postgraduates -DR.TANYA, DR.ARUN, DR.SHARATH & DR.ANKIT has won 1ST PRIZE in a quiz conducted by ASICON Telangana 2023 at apollo health city, jubilee hills among all the surgery postgraduates of Telangana.



- DR.N.V.N. REDDY (Professor &H.O.D) has given a CME lecture on Indication & choice of surgery for Multinodular Goitre in the TS ASICON 2023 Infront of esteemed delegates at APOLLO health city, Jubilee hills.
- DR.MANOHAR YADAV(PG-2) has achieved best paper at IAPSICON Telangana state chapter for “ A Rare case of Bilateral Wilms tumor in a 9 month old infant”

	 <ul style="list-style-type: none"> • Dr.Sreeram Chandra(PG) was awarded Dr.Poorna Chandra memorial award for best outgoing postgraduate for the batch of 2021
Neurology	<ul style="list-style-type: none"> • Best Poster Presentation In TNSCON 2023: Dr.Sabeeha Naaz  <ul style="list-style-type: none"> • Best Poster Presentation In TNSCON 2023: Dr.Sushanth Reddy
Urology	<ul style="list-style-type: none"> • Completed 9 renal transplants from January 2023 to Sept 2023 • Started laparoscopic donor nephrectomy first time in Gandhi hospital. • Completed 51 laparoscopic uro reconstructive and uro oncological surgeries from Jan 2023 to Sept 2023 • Completed around 2000 endourology procedures from Jan 2023 to Sept 2023
Hospital Administration	<ul style="list-style-type: none"> • Conducted a State Academic Conference called "Health Accord" in collaboration with the Academy of Health and Hospital Administrators (AHHA) Hyderabad at Gandhi Medical College, Secunderabad on January 21, 2023 at Gandhi Alumni Hall, GMC. • On boarding and induction for Interns' of 2018 Batch on 4th April, 2023 at Biochemistry Conference Hall, GMC. • Dr. C. Narender Kumar was the organizing secretary of the conference 'Health Accord' • Dr. K.T. Reddy was the Chairperson of the conference 'Health Accord' at the Alumni Hall, GMC • Dr. C. Narender Kumar and Dr. K.T. Reddy are honoured by the Association of Healthcare and Hospital Administration (AHHA) on August 26, 2023. They were among a select group of

dignitaries who were recognized for their contributions as Administrators in the healthcare industry.



- Dr. K. Vijaya Sandeep (Assistant Professor) invited as a Speaker at State Conference "Health Accord" and has given his insights On The Topic “ **Upgradation Of Sub-District Hospitals To District Hospitals**”



- Dr. R.K. Akhil Kumar has been awarded with 1st prize for the paper presentation on “5s Technique In ICU In A Tertiary Care Teaching Hospital” At Health Accord, State Conference On January 21, 2023 At Gandhi Alumni Hall, GMC
- Dr. J. Manisha, Junior Resident was awarded 2nd Prize for Paper presentation on : Assessment Of Informed Consent From Filling Practices Indifferent Departments Of A Tertiary Care Teaching Hospital On 21st Jan, 2023 At Health Accord, Alumni Hall, GMC






- Dr. Sulaiman Mohammad Yusuff Moheseen, Junior Resident was awarded 3rd prize for poster presentation on: To Assess The Role Of Patient Engagement In Improving The Patient Safety Program In A Tertiary Care Teaching Hospital on 17th September, 2023 At AIIMS, Mangalagiri.


Radiology

- WORKSHOPS/ CMEs conducted by the department
- 1. BISI (Breast Imaging Society of India)-IRIA outreach

	<p>programme conducted a CME on Multimodality Breast imaging and interventions on 17th September 2023</p> <ol style="list-style-type: none"> 2. Guest lecture by Dr Eshwar Chandra (HOD Radiodiagnosis, Yashoda Hospitals, Gachibowli) on HRCT in Collagen Vascular Diseases in February 2023. 3. Guest lecture by Dr Uday Bhaskar Chintalapudi (USA) on Percutaneous Management of Dialysis Access in April 2023 4. Neurosurgery and Radiology collaborative meet organized in department of Radiodiagnosis on 31st May 2023 <ul style="list-style-type: none"> • Dr Raziq was awarded Prof.T.Mandapal Gold medal for best paper presentation in the state conference held at Karimnagar • Dr Pramod was selected to present a paper on “Evaluation Peripheral Nerve Diseases by High Resolution Ultrasonography” in prestigious Kakarla Subba Rao Gold Medal Competition held in 2022 at NIMS Hyderabad • Students Dr Sunay, Dr Pramod and Dr Nikhitha of batch 20-21 passed out in first class division Securing University Ranks 2,3 and 14 respectively
Paediatrics	<ul style="list-style-type: none"> • Dr. Divya received YR Reddy Gold Medal for Paper Presentation -Evaluation of Perfusion index in pulse oximeter for early detection of shock in neonates. • Dr. Jagadish, 1st Prize in Poster Presentation at IAPTCB, PATS Annual Conference -2022. • Dr. B. Nikhitha, First prize in E- poster presentation at IAP Central Zone Pedicon-2022. • Dr. Divya & Dr. Nikitha won Zonal round PG Quiz of central IAP PG Quiz 2022 • Breast Feeding week celebration done August-2022 &2023 and mother in post natal wards, OPD, Mothers rooms, KMC Rooms, were encourage in Breast Feeding. Breast feeding walk conducted on 07-08-2023. • Breast Feeding Quiz won by Dr. Divya Post Graduate • Dr. P. Jayalakshmi, Assistant Professor moderated IAP TCB PG Clinic for Post Graduates “A case of Respiratory system”.
Cardiology	<ul style="list-style-type: none"> • Dr. Nitin K. Kabra spoke on Triple Antithrombotic Therapy in PCI: At the 30th Annual conference of Indian College of Cardiology
Endocrinology	<ul style="list-style-type: none"> • Dr. Vijay Shekar Reddy, Professor & HOD, Chairman Scientific Committee for Annual Conference of Endocrine Society of India

	being held in Hyderabad
Gastroenterology	<ul style="list-style-type: none"> • Peroral Endoscopic Myotomy Workshop Conducted on 20/4/2023 • ERCP Workshop: Held on 6/10/23 • Dr. Sumith (Final year PG) was awarded prize for paper presentation at 6th Annual congress of Indian Neurogastroenterology and Motility association
Plastic Surgery	<ul style="list-style-type: none"> • Guest lecture organized wherein a senior reputed Plastic surgeon delivered a talk. • 15 th July – CME was organized by the department to the broad speciality on the occasion of observation of that day as “ International Plastic surgery day”.  <ul style="list-style-type: none"> • Quiz too was organized on 15 th July, to the broad speciality PGS of Gandhi Medical college and Hospital. Dr. Baliram, Dr. Anitha and Dr. Mahendar gave talks on that day. • Head of the Department, Dr. A. Subodh kumar gave a talk on “Lessons learnt in the surgical management of Electrical burns – a 10 year experience”, in the Annual conference of the Plastic surgeons of twin states of AP and Telangana, at Kurnool on 8 th October 2023. He was felicitated by the President of National Academy of Burns of India.  <ul style="list-style-type: none"> • Dr. A.Subodh kumar organized a quiz at the Annual conference of the Association of Plastic surgeons of twin states of AP and Telangana on 7 th January 2023 held at Akaar asha hospital, Hyderabad.

	<ul style="list-style-type: none"> • Dr. A.Subodh kumar organized a quiz in the Mid-term CME of National academy of Burns of India, when it was held in Hyderabad in Osmania Medical college in August – September 2023. • All the faculty of the department of Plastic surgery of Gandhi Medical College and Hospital, took part as Chairpersons / co-chairpersons in the Mid-term CME of National academy of Burns of India, when it was held in Hyderabad in Osmania Medical college in August – September 2023. • Post graduate Dr. Madhuri won the best paper prize in the Annual conference of the Plastic surgeons of AP and Telangana on 7 th January 2023.  <ul style="list-style-type: none"> • Dr. Likitha Reddy Postgraduate won the best poster prize on 8th October 2023, in the Annual conference of the Plastic surgeons of AP and Telangana. • Dr. Rajesh, Post graduate, won the best paper prize in Burns category in the same conference.
<p>Anaesthesiology</p>	<ul style="list-style-type: none"> • Dr M Yaaminee – Poster Presentation on Anaesthetic management of 8hr old neonate posted for Emergency Gastroschisis reduction & 2nd prize winner in Quiz ISACON TELANGANA July 2023 State Conference • Dr Ajith Kumar R - Poster & Paper Presentation on Effects of Changing from Sevoflurane to Desflurane on the Recovery Profile after Sevoflurane Induction in Elective Laparoscopic Surgeries – 2nd Prize winner in Paper Presentation ISACON AP October 2023 Visakhapatnam, AP State Conference – Post Graduates • “Opinion on growing menace of opioid abuse” for News letter (ISA) Dr H.L.B. Rani (HOD & Prof), Dr Sai Charan & Dr Aishwarya Postgraduates. • “Life of an Anaesthesiologist” Skit Performance in FEST 2023,

	<p>GMC Secunderabad. Dr Srivastav, Dr Raju, Dr Sai Kumar, Dr Swathi (Post Graduates) under the guidance of Dr.N. Nagarjuna Chakravarthy, Professor of Department of Anaesthesiology, GMC Secunderabad.</p> <ul style="list-style-type: none"> • Conducted Quiz In Department June 30, 2023. Quiz Master Dr Zubair Judges Dr H.L.B Rani (HOD & Prof) Dr Muralidhar (Prof) • Conducted Quiz in Department July 2023 Quiz master Dr.Nagarjuna Chakravarthy Judges Dr.Nagarjuna Chakravarthy Dr. Sindhu • Seminar on Pain Management by Dr. Ram Pasupuleti - Foreign Faculty on 23rd January at RICU Seminar hall.
<p>ENT</p>	<ul style="list-style-type: none"> • Faculty Research Activities: Turbinates involvement in rhino orbital cerebral mucormycosis in covid positive cases - A study on 100 cases. (Dr.J.B.S.Rathod (Professor),Dr.P.Ambika (Assistant Professor) • Dr. A. Shobhan babu(Professor & HOD) Attended SZTNAOI Conclave 2023 at Coimbatore as Invited Guest Faculty. • Dr.A.A.Khabeer(Associate Professor): Received second best surgical video presentation awards at state conference.AOI TS CON -2023,Miryalaguda.  <ul style="list-style-type: none"> • State Conference quiz competition for PGs 1st Prize Dr.Shilp PT (Post Graduate) and 2nd Prize Dr.M.Rohit(Post Graduate) and Team. Held at AOI TS CON -2023,Miryalaguda.

	<div data-bbox="539 194 849 396" data-label="Image"> </div> <div data-bbox="981 194 1292 396" data-label="Image"> </div> <ul data-bbox="507 432 1406 539" style="list-style-type: none"> • Dr.J.B.S.Rathod (Professor): Won Carroms singles conducted during college festival Runner up in TT. <div data-bbox="748 575 1208 880" data-label="Image"> </div> <ul data-bbox="507 956 1406 1025" style="list-style-type: none"> • Batukamma Festival & Dussehra Celebration in the Department of ENT. <div data-bbox="774 1025 1182 1330" data-label="Image"> </div>
<p>Orthopaedics</p>	<ul data-bbox="507 1406 1353 1442" style="list-style-type: none"> • Dr Valya, Prof & HoD Presented Guest lecture on 12.08.2023 <div data-bbox="555 1476 788 1751" data-label="Image"> </div> <div data-bbox="849 1476 1139 1751" data-label="Image"> </div> <ul data-bbox="507 1794 1406 1901" style="list-style-type: none"> • PGs won 2nd prize at Ortho oncology conference at NIMS on 8th October 2023 • Workshop was organised on Hip Arthroplasty, 5th February 23
<p>Obstetrics & Gynecology</p>	<ul data-bbox="507 1946 1406 2016" style="list-style-type: none"> • CPD & workshop on Cervical Cancer Screening and Live Colposcopy Workshop conducted on 27-07-2023

- CPD & Live workshop on Operative Hysteroscopy conducted on 08-09-2023
- Dr.Firdous Fatima, Dr.S.Anusha, Dr.V.Sushma Sri; Postgraduates won Prize in Quiz Competition conducted by Indian fertility society, Telangana Chapter, SIG Endometriosis in association with IMS



- Dr.Sravanthi, Dr.Jyotsna, Dr.Usharani bagged prizes in Quiz competition on infertility and recurrent pregnancy loss conducted by Hegde fertility C2C Conference



- Inauguration of PG Digital Classroom, Dept of OBG
- Inauguration of Mother and Child Hospital, Gandhi Hospital
- Inauguration of In Vitro Fertility Centre, Gandhi Hospital

Ophthalmology

- Winner Of Sherlock Holmes Of Ophthalmology Quiz (August 2023) – Dr Naveen Chandra Bhandari
- Winner Of Essay Competition At 38th National Eye Donation Fortnight Held At Sarojini Devi Eye Hospital, HYDERABAD(AUG/SEPT 2023)- DR NAVEEN CHANDRA BHANDARI



**Medical
Education Unit
(MEU)**

- Revised Basic Course Workshop: 2
- Curriculum Implementation Support Program III: 1
- Basic Course in Medical Education: 2
- BCME -OSMANIA MEDICAL COLLEGE
- CISP III -OSMANIA MEDICAL COLLEGE



- DR. VEDULA SAILAJA, Assistant Professor has won 1st Best Poster Award at the NMC Advance Course in Medical Education conducted on 4th August 2023 by NMC Nodal Centre for Faculty development KAHER's J.N.Medical College, Belgavi, Karnataka



- DR.VINEELA RANI CHOWDARY & DR.VEDULA SAILAJA, Assistant Professors, have successfully completed & certified in a project based 'Advance Course in Medical Education' this year-ACME 2021A batch
- DR.VINEELA RANI CHOWDARY, Assistant Professor had participated in METCON 2023, organized by Bhaskara Medical College, Moinabad on 7th & 8th Jan 2023 and won 2nd prize in Best Oral paper category- "Case-based learning an effective teaching learning method for Clinical Biochemistry Post Graduates"
- DR.G S PREMA, Professor had participated in METCON 2023, organized by Bhaskara Medical College, Moinabad on 7th & 8th Jan 2023 & presented in Best Oral Paper category- 'Flipped classroom as a method of self directed learning among 1st yr MBBS students'

AWARNESS PROGRAMMES

- **Department of Plastic Surgery:** On 15th July, observed as “International Plastic surgery Day”, meant to create awareness about the various Plastic surgeries being undertaken to restore the lost function and aesthetics in a patient, awareness programme was undertaken about Burn prevention, treatment and of other Plastic surgeries. A rally too was undertaken.



- **Department of Community Medicine** observed the following :
 1. Breast Feeding Awareness Week : 1st to 7th August
 2. World Suicide Prevention Day : 10th September
 3. International Day of Girl Child : 11th October



- **Department of Respiratory Medicine:** Rally for awareness of Tuberculosis on world TB Day, March 24th 2023
- **Department of Gastroenterology**
 1. Educated about NASH and conducted fibro scan for free for indicated cases on the occasion of International NASH day. (9/6/23).
 2. Conducted a short procession educating about hepatitis and conducted mass testing for Hepatitis B and Hepatitis C to patients and health care staff.

- **Department of Microbiology:**

Rally was conducted to bring awareness about hepatitis on World Hepatitis Day and screening for hepatitis was conducted along with gastroenterology department.

- **Department of Paediatrics:**

1. Breast Feeding week celebration done August-2022 &2023 and mother in post-natal wards, OPD, Mothers rooms, KMC Rooms, were encourage in Breast Feeding. Breast feeding walk conducted on 07-08-2023.
2. ORS Week Celebration done in the Department 29-July-2023
3. CPR Day 21-July-2023 Senior Residents participated in BLS work shop
4. Blood donation camp conducted at Gandhi Hospital, by Paediatrics Department on 26-01-2023. In view of National Donor Month and donated 34 Bloods Units.

- **Department of Pharmacology:**

High-school students were educated on the importance of Pharmacovigilance as a part of the outreach programme.

Patients' safety week educated Nursing students on Medication errors

- **Department of Hospital Administration:**

1. Patients Safety Week Awareness of patient safety precautions and maintaining hygienic environment to patients and attendants
2. Fire Safety Drill with Fire Department
3. Code Blue, Code Pink and Code White demonstration to the nursing staff and interns as a part of Patient Safety Week

UPCOMING CONFERENCES AND ACTIVITIES

Department of Plastic Surgery is Planning to organize a workshop on Burns in January 2024.

CO-CURRICULAR & EXTRA CURRICULAR ACHIEVEMENTS

The campus was boomed with high energy during 27th September to 01st October, 2023 celebrating INFERNO, college fest with participation of Under Graduates, Post Graduates, Faculty in the various sports events like Cricket, Volley Ball, Badminton, Basket Ball, Chess, Carroms, cultural events like Dancing, Singing, Pot Painting,

Cultural activities are of paramount importance to create a healthy atmosphere. Cultural activities constitute a community's asset by formal and informal, tangible and intangible, amateur artistic excellence. All Students enthusiastically participated in all the events





MBBS 2019 Batch

Department of Physiology:

Double mixed shuttle – Runners Dr. M. Rama Devi Professor & HOD of Physiology and Dr. K. Ambareesha Asst. Professor of Physiology

Chess: Runners- Dr. Shashikant Somani Asst. Professor of Physiology

Department of Biochemistry : Dr.Sai Kiran, 2nd yr Post Graduate, participated in VOICE OF DOCTORS by Docs CME & secured 2nd position in Telangana state. He also participated in Top 100 round at National level

Department of Anesthesia

1. Winner of Women's Singles badminton winner – Dr Sreya
2. Winner in Mixed Doubles Badminton – Dr Zubair
3. Winner of Cricket - Dr Zubair, Dr Ramakrishna, Dr Kiran, Dr Sadanandam
4. Runner Up in Singles Badminton - Dr Zubair



Sri. Sunil Dutt , IPS DCP East Zone ,
Awareness Programme
On Anti Raaging & Anti Drug on 25th Sept

Yoga Day



ANTI RAGGING COMMITTEE

Dr. K. Ramesh Reddy, Principal, Gandhi Medical College, Secunderabad
Dr. M. Raja Rao, Superintendent, Gandhi Hospital, Secunderabad
Dr. N. Krishna Mohan, Vice Principal (Acad), Prof. of General Surgery
Dr. Ravinder Kumar Vice Principal (Administration) Prof of Orthopedics
Dr. S. Ravindra Kumar, Prof. & HOD of Medicine
Dr. N.V.N. Reddy , Prof. & HOD of General Surgery
Dr. B. Valya, Prof. & HOD of Orthopedics
Dr. L. Vinodini, Prof. & HOD of Anatomy, & Warden Ladies Hostel
Dr. M. Ramadevi, Prof. & HOD of Physiology
Dr. T. Krupal Singh, Prof. & HOD of Forensic Medicine
Dr. G. Bhuvaneshwari, Prof. & HOD of Pharmacology
Dr. G. Jyothi Lakshmi, Prof. & HOD of Microbiology
Dr. C. Narender Kumar, Prof. & HOD of Hospital Administration
Dr. G. Sharmila, Prof. & HOD of OBGY
Dr. Y. Manjusha, Prof. & HOD of Nephrology
Dr. M. Rajneesh, Asst. Prof. of Anatomy, Assistant Warden Boys Hostel
Dr. A. Archana, Asst. Prof. of Anatomy, Assistant Warden Girls Hostel
Smt. P. Padmalatha, Assistant Director, GMC, Secbad, Member, Non Teaching staff
Ms Sowjanya, Member, NGO
Shri. M. Raju, Inspector of Police, PS Chilkalguda, Member, Police Administration
Shri. KondretiSrinivas, Member, Local Media
Shri. Jagadeesh Kumar, Member, Parent Representative
Shri. Rajneesh Kumar, Member, Parent Representative
Dr. Abhinav Mishra, PG representative
Dr. Bhanu Prasanna, PG representative
Mr. Sriramula Teja, Member, Senior student
Ms. Chilumula Sarayu, Member, Fresher Representative



ANTI DRUG COMMITTEE -2023

Dr. K. Ramesh Reddy, DME / Principal, Gandhi Medical College, Secunderabad
Dr. M. Raja Rao, ADME/ Superintendent, Gandhi Hospital, Secunderabad
Dr. N. Krishna Mohan, Vice Principal (Acad), Prof. of General Surgery
Dr. N. Ravinder Kumar, Vice Principal (Admin), Prof. of Orthopaedics
Dr. M. Uma Shankar Professor & HOD of Psychiatry
Dr. V. Janaki, Professor of OBG
Dr. G. Bhuvanewari, Prof. & HOD of Pharmacology
Dr. G. Lavanya Kowsil, Professor Forensic Medicine
Dr. P. Sree Devi, Professor of Anaesthesiology
Dr. I.S.S.V. Prasad Murthy, Prof. & HOD of Medicine
Dr. D. Vijay Shekar Reddy Professor & HOD of Endocrinology
PG Hostel Warden
Dr. L. Vinodini, Prof. & HOD of Anatomy, & Warden Ladies Hostel
Dr. M. Ramadevi, Prof. & HOD of Physiology & General Advisor, Students
Dr. V. Shanthi Sree, Prof. & HOD of Radiology
Dr. P. Raghunath Rao Associate Professor Warden Boys Hostel
Dr. J. Ajay Kumar, Associate Professor of Psychiatry
Dr. M. Rajneesh, Asst. Prof. of Anatomy, Assistant Warden Boys Hostel
Dr. A. Archana, Asst. Prof. of Anatomy, Assistant Warden Girls Hostel
Dr. Jaya Krishna, RMO-1, Gandhi Hospital
Smt. P. Padmalatha, Assistant Director (Admn)
Shri. M. Raju, Inspector of Police, PS Chilkalguda
Dr. Kaushik Joshi, (Junior Resident, General Surgery)
Dr. Kalluri Archana Reddy, (Junior Resident Radiology)
Ms. P. Shravya Reddy, (2020 Batch)
Ms. Likithasri, (2021 Batch)
Mr. Sahith Reddy, (2022 Batch)
Mr. Akhil Chivukula, (2023 Batch)

INTERNAL COMPLAINTS COMMITTEE: 2023

Dr. Sangeetha Shah, Presiding Officer
Dr. A. Vinay Shekar, Internal Member, Faculty
Dr. G. Lavanya Kowsil, Internal Member, Faculty
Smt. P. Padmalatha, Internal Member, Non Academic Representation
Shri. Kocherlakota Venkata Subba Rao, Internal Member, Non Academic Representation
Shri. J. Ashwin Kumar External Member, Advocate
Ms. Sowjanya External Member, NGO

“Revista Academia”

Newsletter of Gandhi Medical College



COMING UP

WITH PUBLICATIONS,
MEDICO-LEGAL ALERTS,
INTERESTING CASES ETC
IN THE NEXT ISSUE

Contact: newslettergmcsecu@gmail.com